


Happy Mamas

by Kathleen T. Pelley



Illustrated by
Ruth E. Harper

Story Hour Kit



ABOUT the BOOK

By Kathleen T. Pelley
Illustrated by Ruth E. Harper

Published by CWLA Press
ISBN 978-1-58760-160-6

With rhythmic, playful language and charming watercolor illustrations, this happy romp pays tribute to all kinds of human and animal Mamas as they mother their little ones over the course of a day. Perfect for story time or one on one sharing. Ages 2-5.

ABOUT the AUTHOR

Kathleen Pelley is a native of Scotland, a former elementary teacher, an author of five other picture books, three of which were named Bank Street Best Books, and one of which won an Oppenheim Toy Portfolio Award. She enjoys sharing her passion for stories with people of all ages. For over twenty years she was a storyteller at an inner city school, for ten years, she was a regular speaker at Regis University on "Nurturing a Passion for Stories," and she now makes frequent presentations at schools and conferences throughout the country. She believes that one of the best ways to teach our children empathy is through stories that help them "walk a mile in another man's moccasins." When she's not reading, writing, telling, or listening to stories, Kathleen enjoys knitting, Scottish music, and hiking with her husband and her two Golden Retriever dogs along the trails of sunny Colorado. Visit her at www.kathleenpelley.com.



ABOUT the ILLUSTRATOR

Ruth is a self-taught artist from England. She illustrated *The Kissing Hand* and *Sassafras*. She loves to paint nature – and believes that it brings imagination, creativity, comfort, and sweet love to children. Powered by dark chocolate, Ruth is often snatched up by breezes and colors and pint-sized things - like bugs, feathers, rocks, leaves, shells, and creatures of all kinds. You might also find her gardening, hiking, wildly dancing, and riding her bike really fast in an odd looking helmet. She lives in Iowa with an adorable husband, a dog, two cats, and six marvelous grown-up kids between them (plus handfuls of grandbabies!). You can visit her at www.rutheharper.com.



ABOUT THE KIT

Use this kit in an early childhood or elementary classroom, library, or bookstore or at a child's party or play date.

This story hour kit is designed to complement a reading of the picture book, *Happy Mamas*.

Most of the activities are suitable for children aged 4-6, but could also be adapted for younger and older age groups too. It contains:

- Pre-reading finger puppet activity
- Smiley face Happy Me activity
- Memory game
- Color and cut finger puppets
- Coloring pages
- Take home bookmark
- Variation of song "If You're Happy and You Know it"
which can also be used for Mother's Day celebrations





PRE-READING CRAFT ACTIVITY

What you need:

- ___ A copy of Happy Mamas
- ___ If you wish to promote your event within your community, print out the story hour poster and fill in the time and date of your event.
- ___ Cardstock to print on
- ___ Crayons
- ___ Tape
- ___ Print out multiples of the finger puppet shapes. If possible print onto card stock. Print enough of so each child can collect one or more animal from the book
- ___ Scissors for cutting out the animal shapes (or depending on age of children, cut them out in advance and omit this part)

- ① As children are filing in for story-time, invite them to come over to the craft table.
- ② Tell them they are going to be reading a book about lots of different mama animals and their babies.
- ③ Help children cut out and color the animal finger puppets.
- ④ Let children talk about their animal and share what they know about it – where it lives, its name, what food it eats, and why they like this animal.
- ⑤ Then LEAVE their animals on the craft table and gather for story-time. Make sure each child knows to come back to that same space to collect her animal later – you may want to have them print their name on the back.





STORY HOUR

Show the children the cover of the book *Happy Mamas* and invite them to share what they think it is about.

Read the book. You might want to discuss –

What was your favorite part?

What was your favorite picture?

Did you see your animal that you colored in?

What made your animal Mama happy?

What sort of things makes your own Mama happy?

What makes you happy?



Interactive Reading

Have children collect their animal finger puppets and divide them into their animal groups.

Pandas

Seals

Kangaroos

Elephants

Penguins

Eagles

Ducks

Wolves

Owls

Monkeys


- ① Explain to the children that you are going to read the book again, and this time, they should hold up their animal finger puppets as soon as they see a picture of their animal in the book.
- ② Finish story hour with some happy music in the background as children choose a coloring sheet to complete, or they can take home along with their own bookmark.

MEMORY GAME

What you will need:

- ___ Copy of Happy Mamas
- ___ Collection of beanie baby animals or stuffed toys/finger puppets of animals in the book:

Pandas	Seals
Kangaroos	Elephants
Penguins	Eagles
Ducks	Wolves
Owls	Monkeys



Or just use the 'Finger Puppets' pictures from this activity guide.

- ___ Some dolls (to represent the human Mamas)
- ___ Box or a bag

Version 1

- ① After reading Happy Mamas to the children, invite them to come up one by one and pick a beanie from bag (do not let them see what they are picking, they can only feel).
- ② After all the children have an animal, tell them that you are going to read the story again and you want them to listen very carefully to what made "their beanie animal mama happy" – but, "shhh!", they must keep it quiet and not tell anyone else, as that will spoil the memory game they are going to play later.
- ③ After a second reading of Happy Mamas, pick random children to stand up and show their beanie animal. Now see if they can remember what made that animal happy? If they have difficulty – show them the picture from the book to help them.

Version 2

Print memory game animals sheet on card stock. Cut out each card. Lay them out face down. Then kids turn one over at a time in turn, trying to match babies.



HAPPY ME ACTIVITY

Use this instead of some of the other activities or in addition to them, depending on the age of your audience and time available.

What you need:

- ___ Copy of Happy Mamas
- ___ Smiley Face printed out and cut out (or let children cut out themselves)
- ___ Crayons or markers

- ① After reading Happy Mamas, invite children to share with each other what sort of activities and people and places make them happy.
- ② Invite children to take a smiley face cut out and fill it in with all the things that makes them happy - they can use words or they can draw pictures depending on their age and ability.



SONG – Variation of “If You’re Happy and You Know it”

Can be used for a Mother’s Day Celebration

What you will need:

- _____ CD or recording of ‘If You’re Happy and You Know it’
(or your own accompaniment)
- _____ Copy of Happy Mamas
- _____ Animal shapes printed out on card and glued to popsicle. Or you can use animal beanie baby figures or finger puppets of all the animals from the book.

- ① After children are familiar with the book, Happy Mamas (have heard it more than a couple of times), invite them to come and pick an animal picture or beanie baby from the table/box.
- ② Tell them they are going to sing a happy song and they might already know the song, but today they are going to use different words.
- ③ Group children according to which animal/bird they have picked. Discuss with each group what sound/motion their animal made in the book and tell them that they are going to use those words in this version of the song – practice with them first and encourage them to mime the actions too.

If you’re happy and you know it -

Pandas – munch and crunch (let children pretend to munch food)

Seals – flip flap flop (have them flap their hands like fins)

Kangaroos – hop and leap (children bounce along)

Elephants – trumpet loud (use arm like a trunk to wave side to side)

Monkeys – swing and swoosh (use arms to show swinging)

Monkeys (can have other groups too – loop the loop, dip and dangle, tag the tail)

Penguins Slide-n-slither (children pretend to slide)

Penguins (can have other groups who wobble wobble, teeter totter or skate’n skid)

Eagles – soar up high (flap arms like wings)

Ducks – Quack Quack Quack! (use hands to make beak motion)

Wolves –howl aroooooooooo! (open mouths wide)

Owls – Twit Twoooo (flap wings)

- End with If you’re happy and you know it shout Hurrah!


****OR – for Mother’s day – children could perform this song for their mothers (don’t tell mothers how it ends, just invite each mother to stand beside her child as they perform) and at the end.**


Children all sing:


If you’re happy and you know it

HUG YOUR MAMA! (each child turns to hug Mama)

And all shout in unison “Happy Mother’s Day!”








Happy
Mamas



Happy
Mamas



Happy
Mamas













Happy
Mamas

FINGER PUPPETS

for kids to color and cut out
(tape around finger)
Or use for pre-reading craft



MEMORY GAME



Print two of this page and cut out each animal. Then turn them over to play the matching game.

My Name _____



Books make me happy!

Happy Mamas

Written by Kathleen T. Pelley
kathleenpelley.com
Pictures by Ruth E. Harper
ruthcharper.com
Published by CWLA Press

My Name _____



Books make me happy!

Happy Mamas

Written by Kathleen T. Pelley
kathleenpelley.com
Pictures by Ruth E. Harper
ruthcharper.com
Published by CWLA Press

My Name _____




Books make me happy!

Happy Mamas

Written by Kathleen T. Pelley
kathleenpelley.com
Pictures by Ruth E. Harper
ruthcharper.com
Published by CWLA Press

My Name _____



Books make me happy!

Happy Mamas

Written by Kathleen T. Pelley
kathleenpelley.com
Pictures by Ruth E. Harper
ruthcharper.com
Published by CWLA Press

My Name _____



Books make me happy!

Happy Mamas

Written by Kathleen T. Pelley
kathleenpelley.com
Pictures by Ruth E. Harper
ruthcharper.com
Published by CWLA Press

My Name _____



Books make me happy!

Mamis Felices

Written by Kathleen T. Pelley
kathleenpelley.com

Pictures by Ruth E. Harper
ruthcharper.com

Published by CWLA Press

My Name _____



Books make me happy!

Mamis Felices

Written by Kathleen T. Pelley
kathleenpelley.com

Pictures by Ruth E. Harper
ruthcharper.com

Published by CWLA Press

My Name _____



Books make me happy!

Mamis Felices

Written by Kathleen T. Pelley
kathleenpelley.com

Pictures by Ruth E. Harper
ruthcharper.com

Published by CWLA Press

My Name _____



Books make me happy!

Mamis Felices

Written by Kathleen T. Pelley
kathleenpelley.com

Pictures by Ruth E. Harper
ruthcharper.com

Published by CWLA Press

My Name _____



Books make me happy!

Mamis Felices

Written by Kathleen T. Pelley
kathleenpelley.com

Pictures by Ruth E. Harper
ruthcharper.com

Published by CWLA Press



Kathleen T. Pelley
Ruth E. Harper

What makes all these Mamas happiest by far? Join us for story time & find out!

Happy Mamas

WHEN _____

WHERE _____